PPB GROUP BERHAD

PRESS & ANALYST BRIEFING

28 August 2026

AGENDA

- 1H2026 Financial Highlights
- Segment Revenue and Profit Composition
- Overview of 1H2026 Financial Results
- Performance Review by Business Segments
- Contracted Capital and Other Commitments
- Dividend
- Sustainability
- Prospects, Key Priorities and Key Business Updates

1H2026 Financial Highlights

Revenue

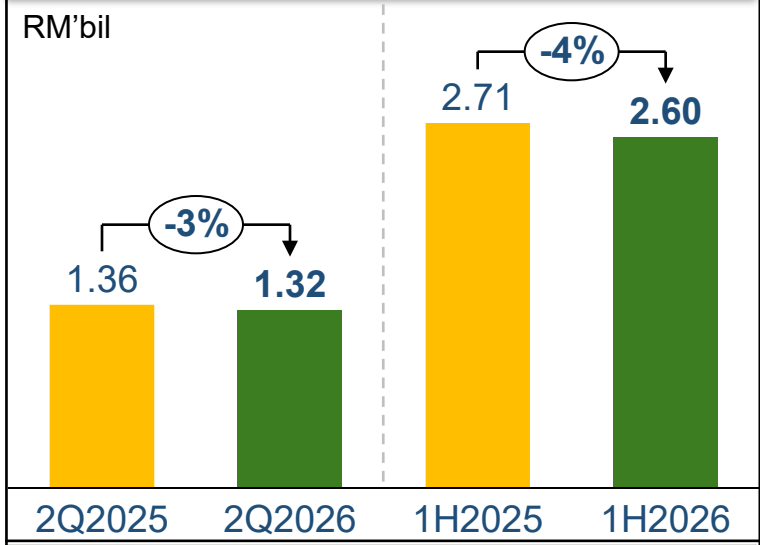

Profit from core businesses

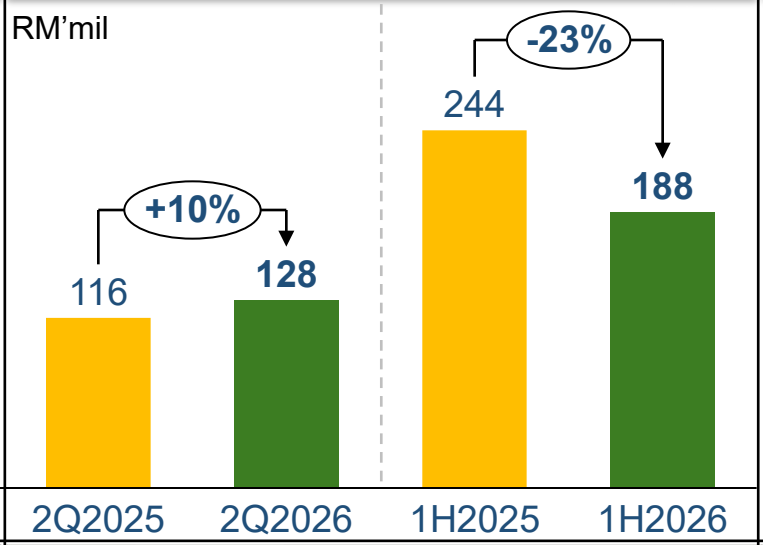

Share of Wilmar's profit

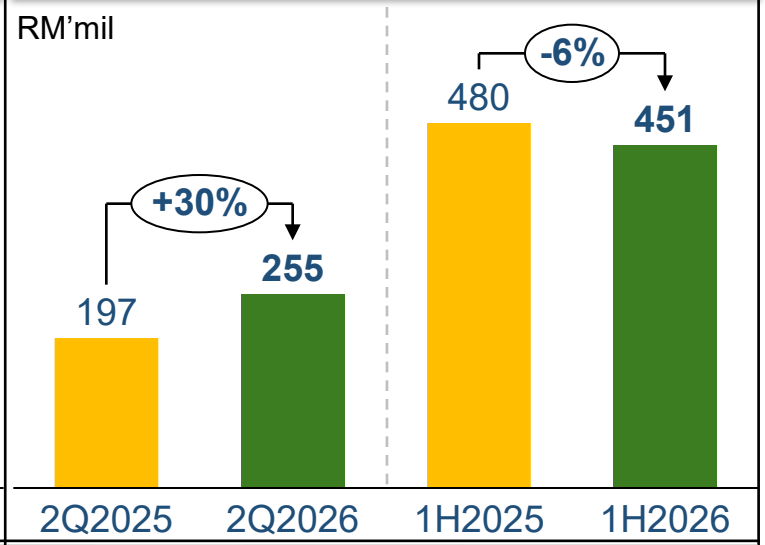

Profit before taxation

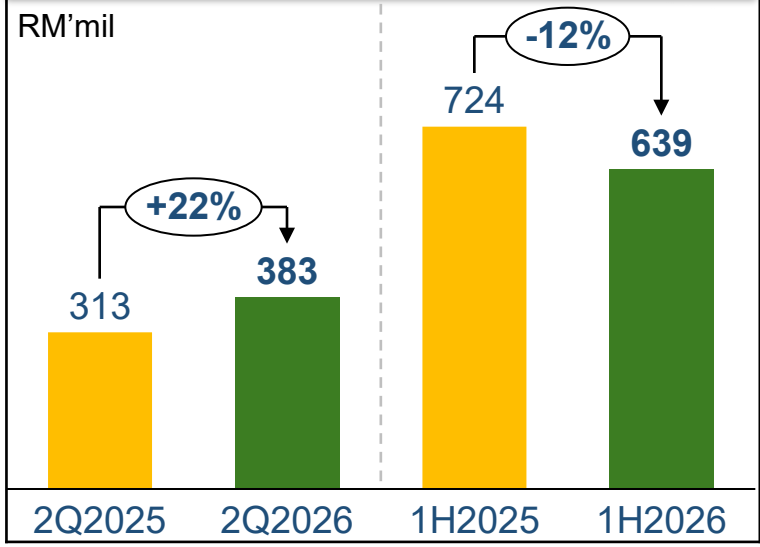

Net profit

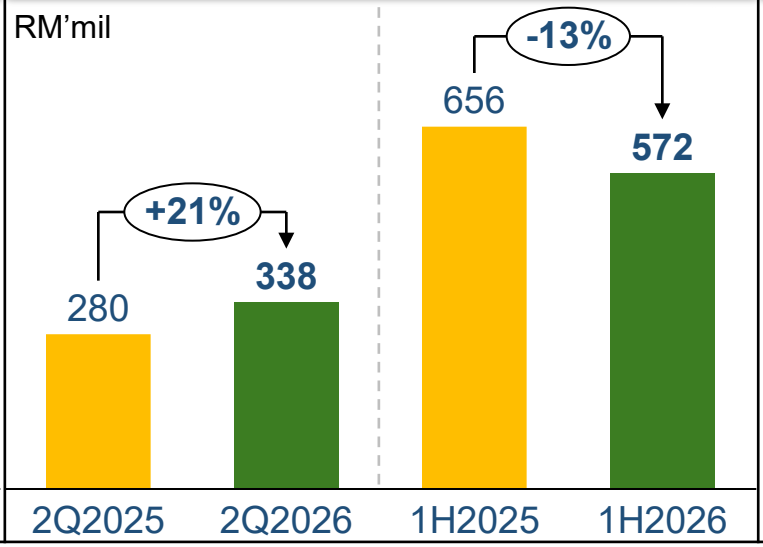

Earnings per share

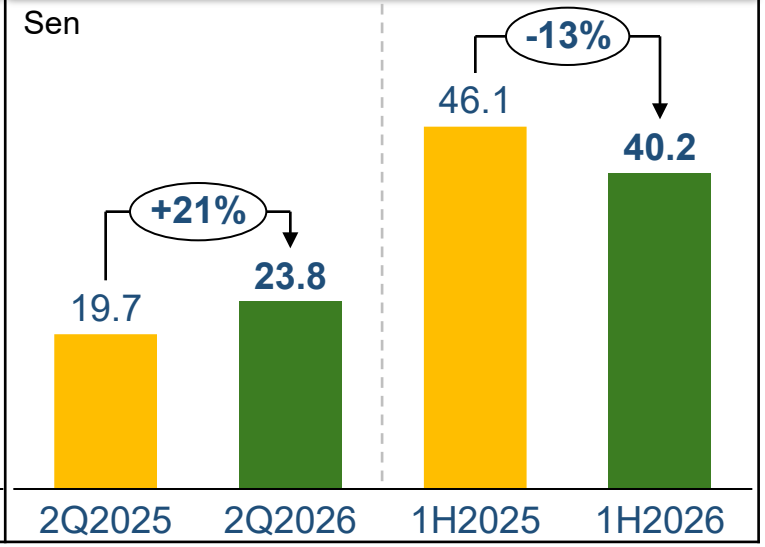

1H2026 Financial Highlights

Total assets

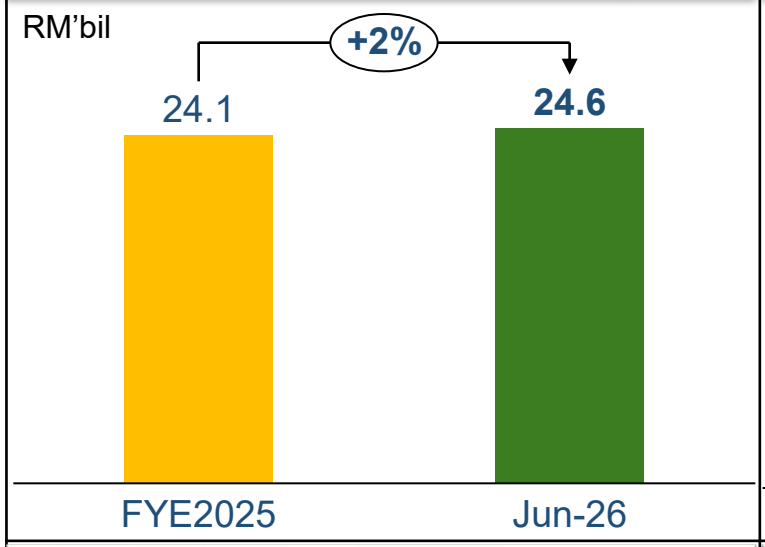

Shareholders' funds

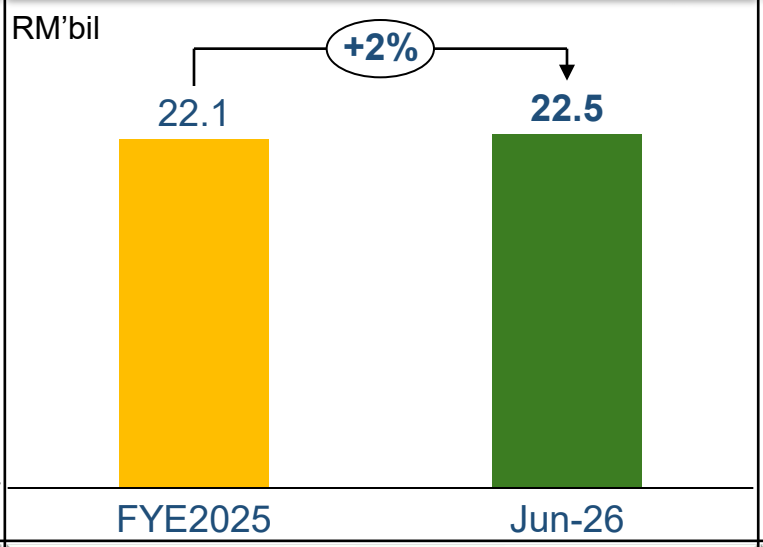

Net assets per share

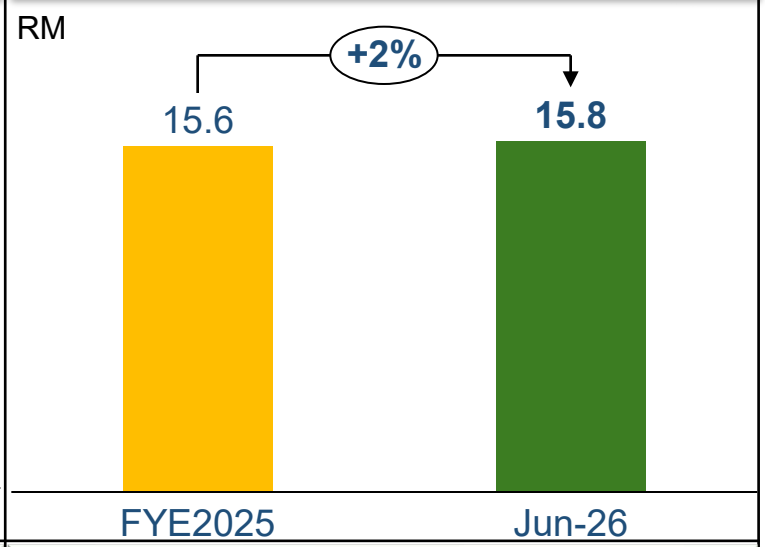

Cash and bank balances

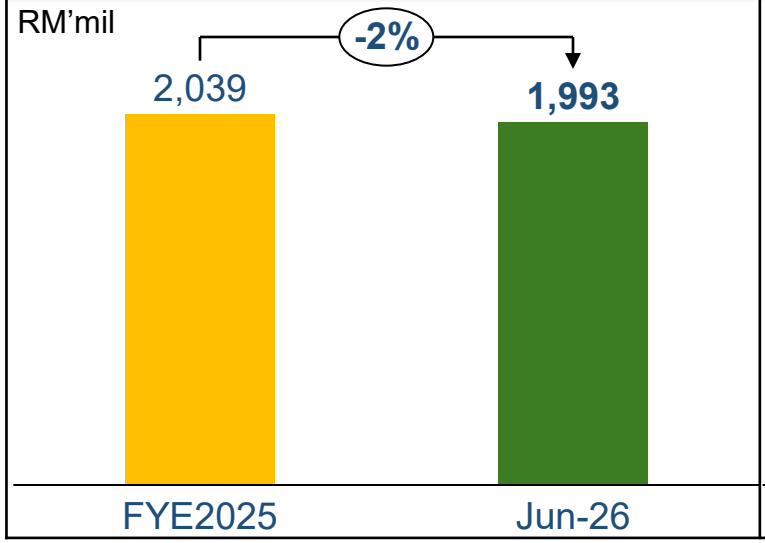

Borrowings

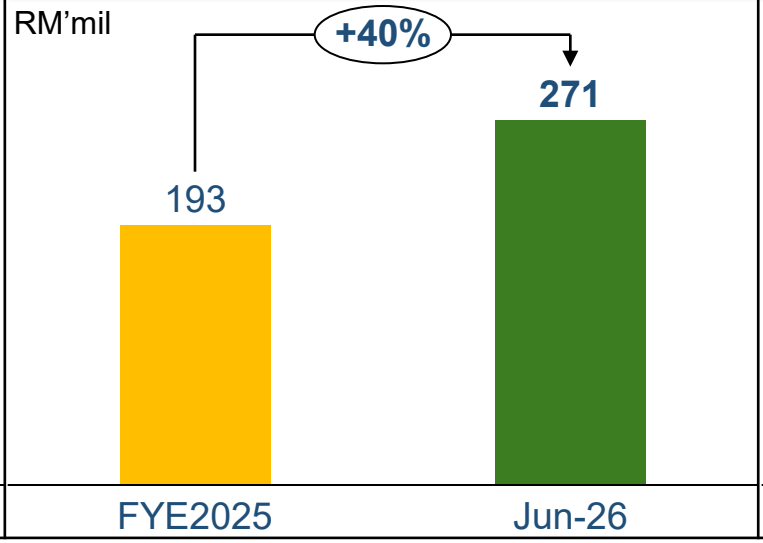

Net cash

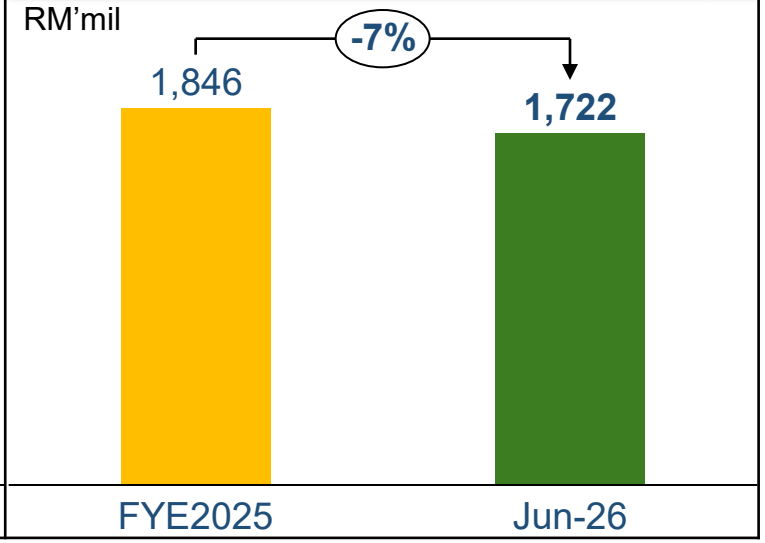

AGENDA

1H2026 Financial Highlights

Segment Revenue and Profit Composition

Overview of 1H2026 Financial Results

Performance Review by Business Segments

Contracted Capital and Other Commitments

Dividend

Sustainability

Prospects, Key Priorities and Key Business Updates

PPB GROUP BERHAD

Segment Revenue and Profit Composition for 1H2026

Segment Revenue decreased by 4% to RM2.60 bil

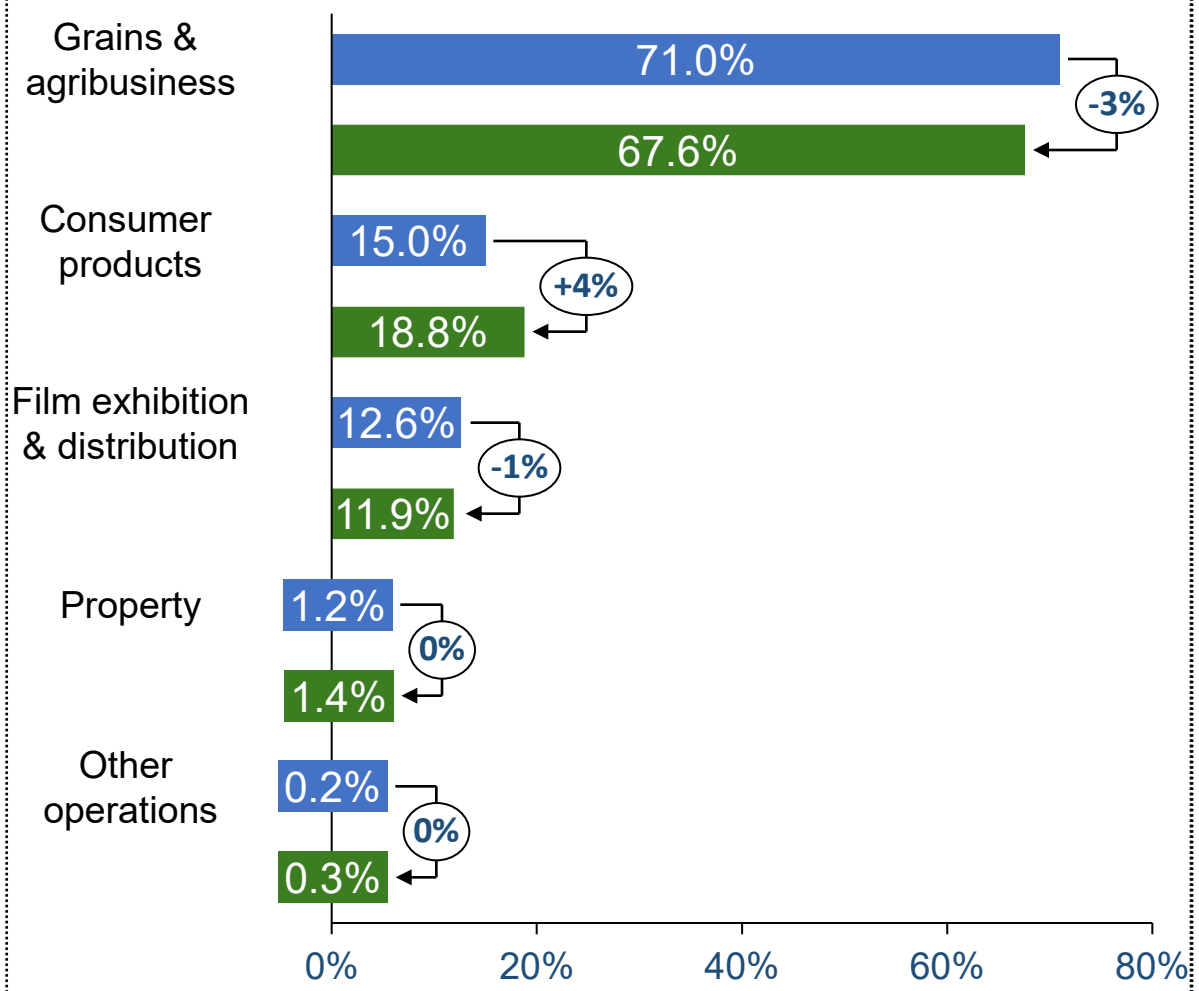

Segment Profit decreased by 12% to RM639 mil

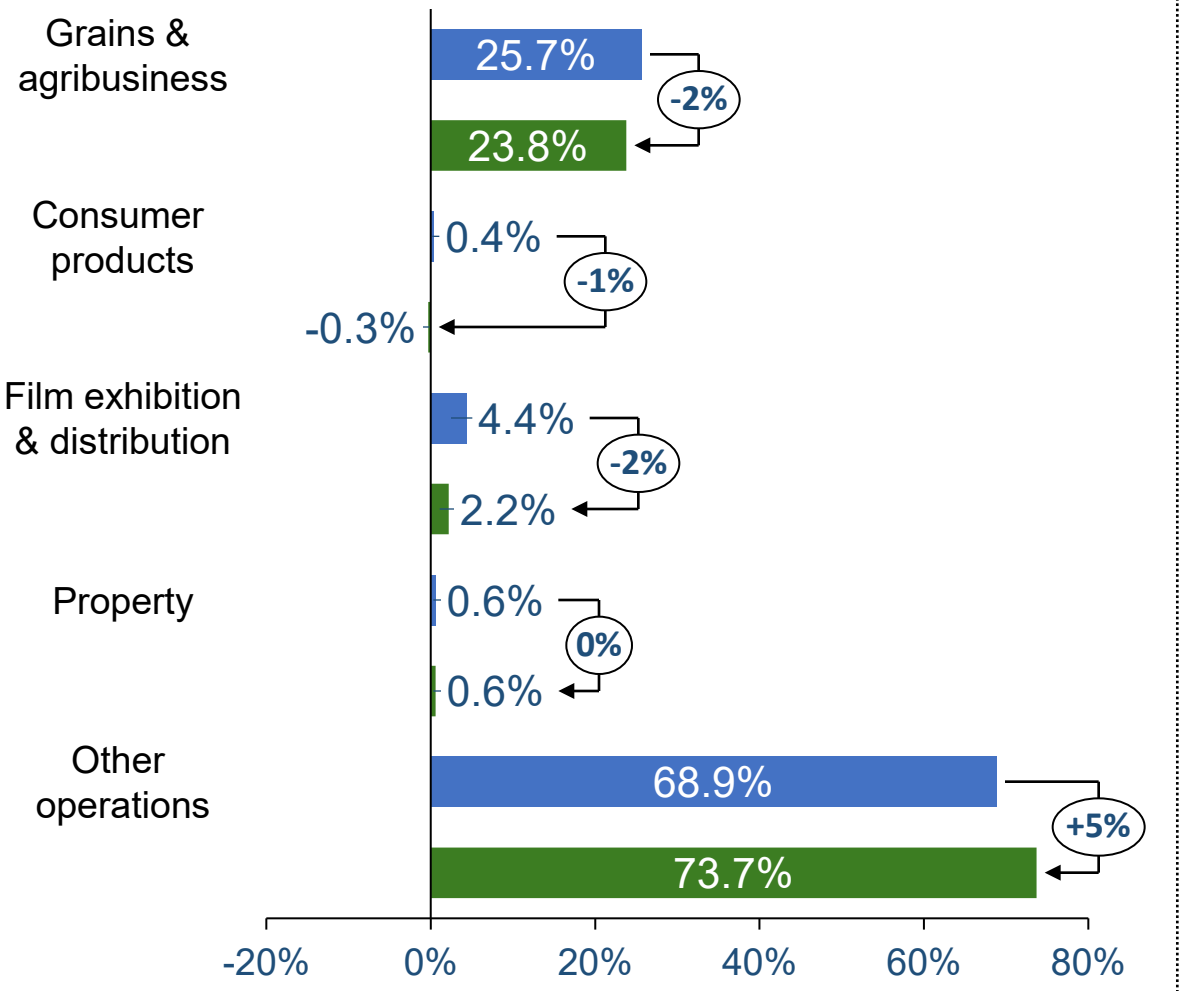

1H2026 1H2025

AGENDA

1H2026 Financial Highlights

Segment Revenue and Profit Composition

Overview of 1H2026 Financial Results

Performance Review by Business Segments

Contracted Capital and Other Commitments

Dividend

Sustainability

Prospects, Key Priorities and Key Business Updates

Revenue - 1H2026 vs 1H2025

RM'million

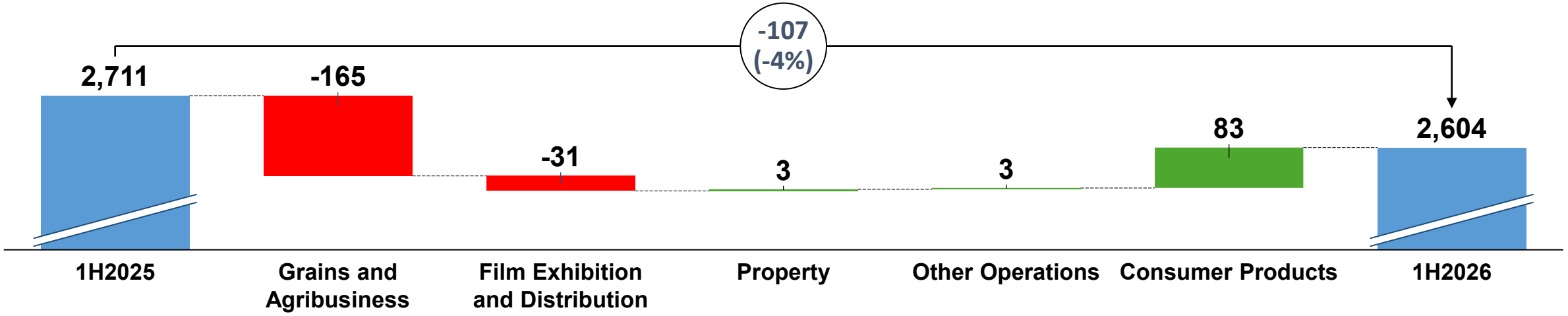

RM'million	Grains and Agribusiness	Film Exhibition and Distribution	Property	Other Operations	Consumer Products	Total
1H2026	1,759	310	36	9	490	**2,604**
1H2025	1,924	341	33	6	407	2,711
% Change	-9%	-9%	8%	35%	21%	-4%

Total revenue decreased by 4% to RM2.60 billion.

- Lower revenue from *Grains and Agribusiness* and *Film Exhibition and Distribution* segments; partially offset by
- Higher revenue from *Consumer Products* and *Property* segments.

Profit Before Taxation - 1H2026 vs 1H2025

RM'million

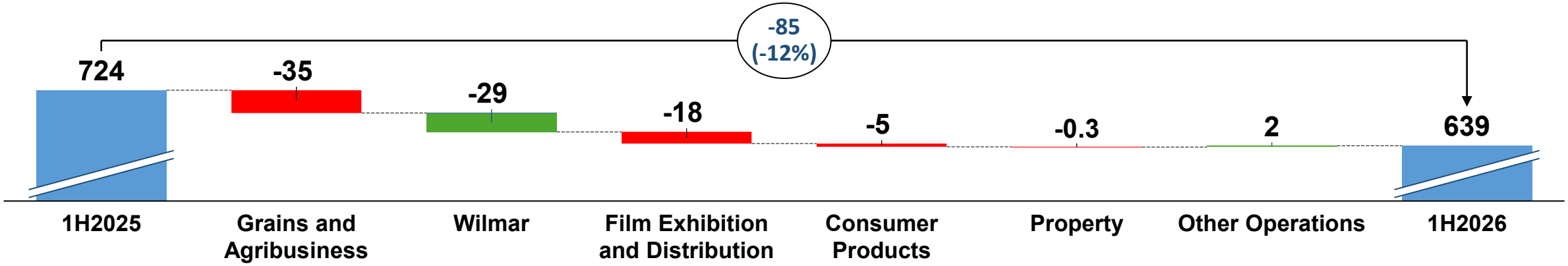

RM'million	Grains and Agribusiness	Film Exhibition and Distribution	Consumer Products	Property	Other Operations	Core Businesses (Excluding Wilmar)	Wilmar	PPB Group
1H2026	156	15	-2	3.9	15	**188**	**451**	**639**
1H2025	191	33	3	4.2	13	244	480	724
% Change	-18%	-55%	n.m.	-7%	15%	-23%	-6%	-12%

Pre-tax profit decreased by 12% to RM639 million:

- Core business segments recorded a 23% decrease in profit to RM188 million, mainly attributable to *Grains and Agribusiness* and *Film Exhibition and Distribution* segments.
- Contribution from Wilmar decreased by 6% to RM451 million:
  - Wilmar reported a net profit of USD608 million, up 2% from 1H2025. However, the higher profit was more than offset by a stronger Malaysian Ringgit, resulted in a lower translated contribution in Ringgit term.

AGENDA

1H2026 Financial Highlights

Segment Revenue and Profit Composition

Overview of 1H2026 Financial Results

Performance Review by Business Segments

Contracted Capital and Other Commitments

Dividend

Sustainability

Prospects, Key Priorities and Key Business Updates

Performance Review - Grains and Agribusiness

Segment revenue

RM'million

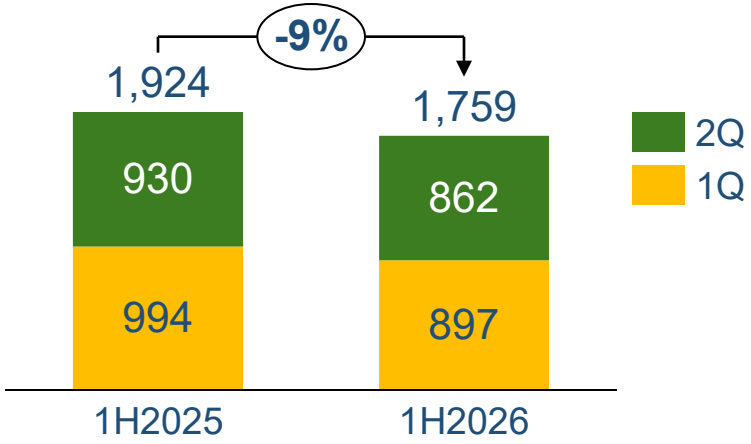

Segment profit

RM'million

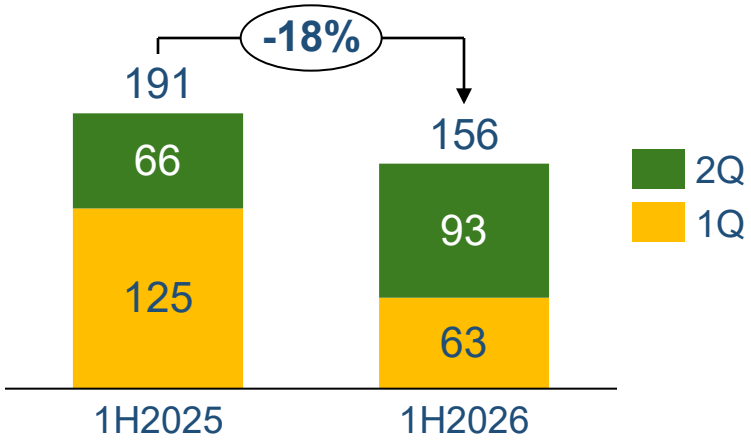

- Segment revenue was lower by 9% to RM1.8 billion mainly attributable to lower sales from the Flour, Feed and Livestock sub-segments.

- Segment profit for 1H2026 decreased by 18% to RM156 million, mainly due to weaker performance in the livestock, feed & maize sub-segments.

Performance Review - Consumer Products

Segment revenue

RM'million

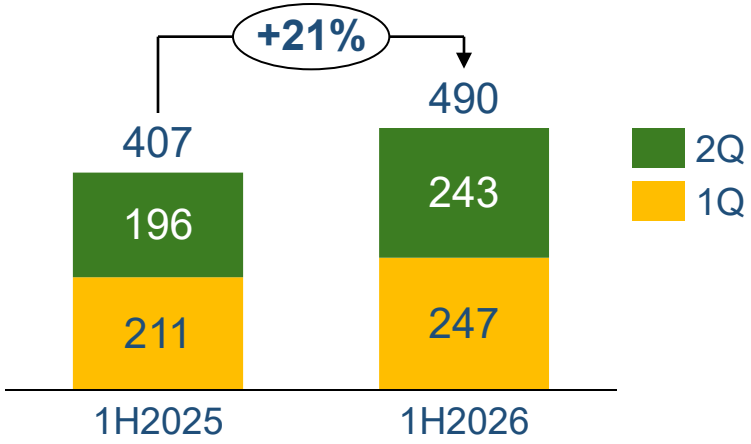

Segment profit/ (loss)

RM'million

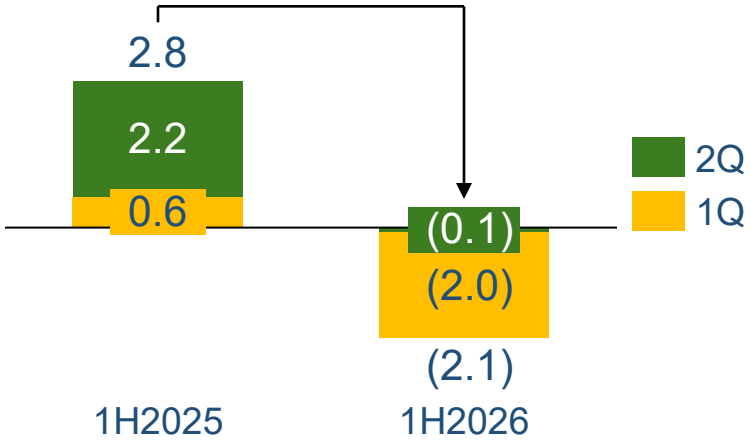

- Segment revenue was higher by 21% to RM490 million, mainly attributable to the contribution from Min Tien Group and Eggtech.

- The segment recorded a loss of RM2.1 million, mainly due to lower sales volume for certain staple food products and higher trade promotion expenses.

Performance Review - Film Exhibition and Distribution

Segment revenue

RM'million

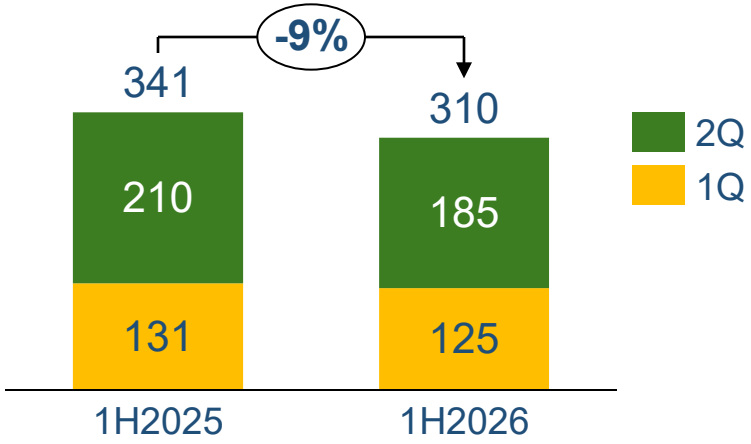

Segment profit/ (loss)

RM'million

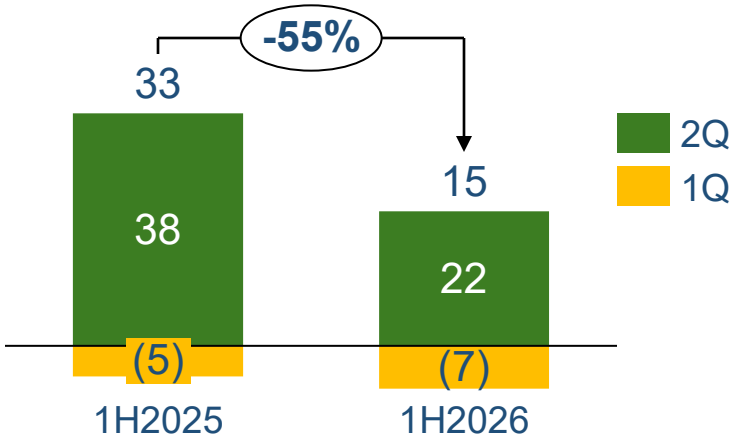

- Segment revenue was lower by 9% to RM310 million, mainly due to lower box office collections, concessions and F&B income; partially offset by higher revenue from film distribution.

- Segment profit declined by 55% to RM15 million, reflecting the weaker slate of blockbuster titles and higher operating costs.

Performance Review - Property

Segment revenue

RM'million

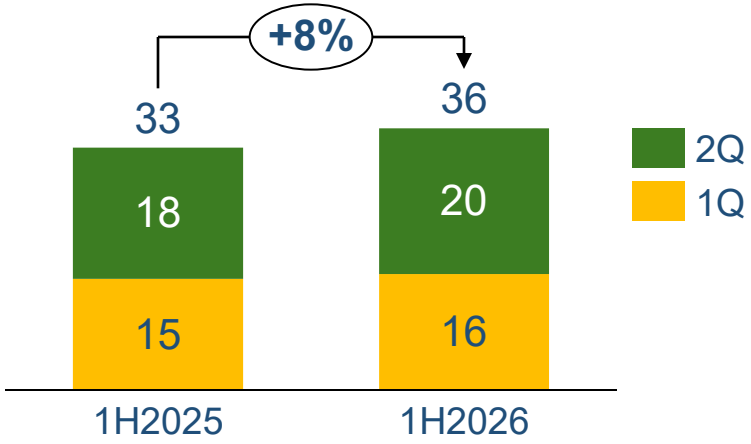

Segment profit

RM'million

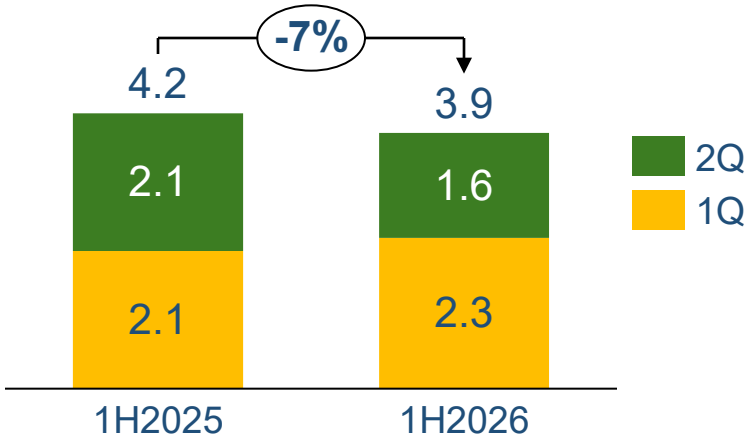

- Segment revenue increased by 8% to RM36 million, driven by higher mall rental income and increased sales of development properties.

- Segment profit was lower by 7% to RM3.9 million, mainly due to lower contributions from associates, partly offset by improved mall performance and higher profit from property sales.

Performance Review - Other Operations

Segment revenue

RM'million

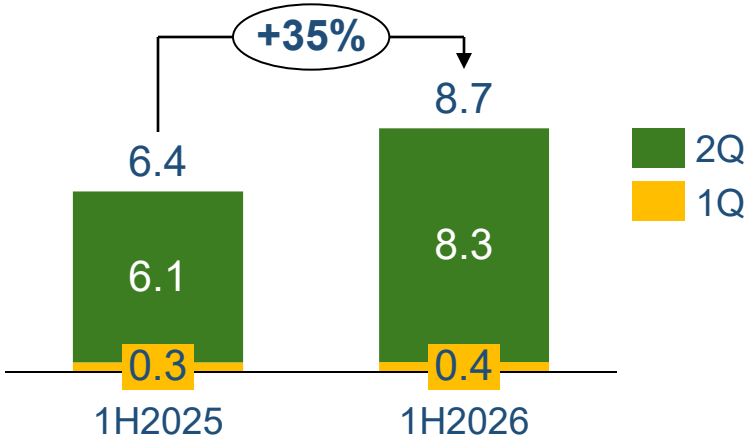

Segment profit

RM'million

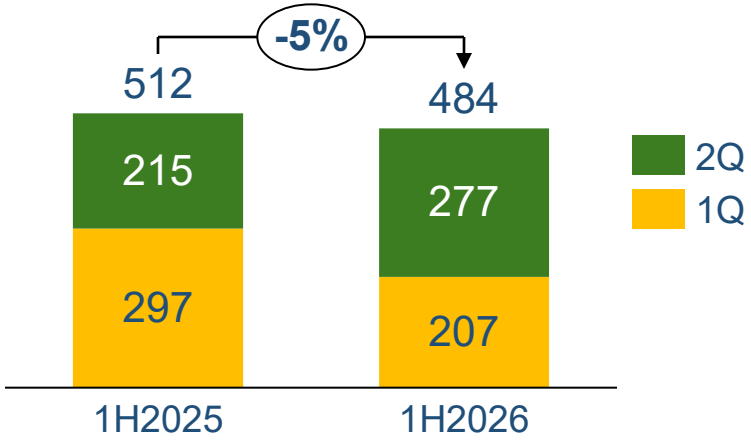

- Segment revenue was higher by RM2.1 million, mainly due to higher dividend income from other investments.

- Lower segment profit by 5% to RM484 million, mainly attributable by lower contribution from Wilmar by 6% to RM451 million.

AGENDA

1H2026 Financial Highlights

Segment Revenue and Profit Composition

Overview of 1H2026 Financial Results

Performance Review by Business Segments

Contracted Capital and Other Commitments

Dividend

Sustainability

Prospects, Key Priorities and Key Business Updates

Contracted Capital and Other Commitments by Segments

Grains and Agribusiness RM332 million	Film Exhibition and Distribution RM22 million	Consumer Products and Others RM12 million	Property RM1 million
• Shareholders' loan commitment into China flour mills • Modernisation and upgrade of plant • System upgrade and automation	• Upgrading of existing cinemas • New cinema site in Malaysia	• Investment and system upgrades	• Refurbishment of investment property

TOTAL CONTRACTED CAPITAL AND OTHER COMMITMENTS: RM367 million

AGENDA

1H2026 Financial Highlights

Segment Revenue and Profit Composition

Overview of 1H2026 Financial Results

Performance Review by Business Segments

Contracted Capital and Other Commitments

Dividend

Sustainability

Prospects, Key Priorities and Key Business Updates

Declared interim dividend – 13 sen per share

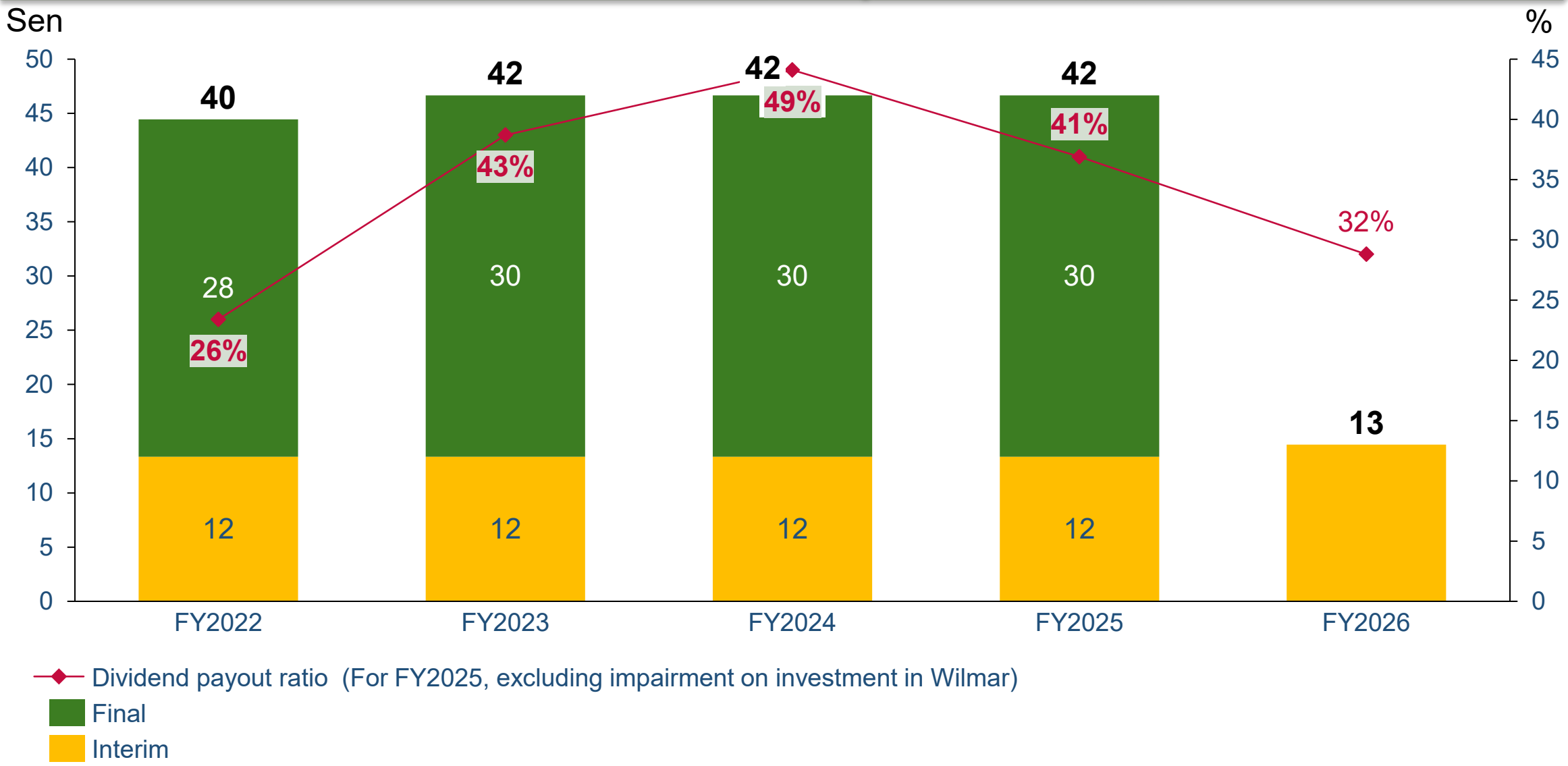

AGENDA

1H2026 Financial Highlights

Segment Revenue and Profit Composition

Overview of 1H2026 Financial Results

Performance Review by Business Segments

Contracted Capital and Other Commitments

Dividend

Sustainability

Prospects, Key Priorities and Key Business Updates

Sustainability Commitments

Headline targets for energy and emissions

42% reduction
Scope 1 and 2 emissions by 2030
2024 baseline

8.7% reduction
Scope 1 and 2 emissions by 2026
2024 baseline

5% renewable
Electricity consumption by 2030
Group electricity use

2026 initiatives are focused on:

Grains and Agribusiness

Three new solar sites and plant upgrade

Commissioned a dual-fuel boiler, replacing diesel with gas

Film Exhibition and distribution

Upgrade of existing cinema projectors

Consumer Products

System optimisation

Property

System optimisation of existing malls

Committed about RM10 mil in energy-related initiatives across the Group, including new solar sites

Corporate Social Responsibility (CSR)

> RM1.9 mil
Contributed
As at 30 June 2026

> 700 hours
Employee volunteerism
As at 30 June 2026

> 100
CSR partners
Activities with community partners and NGO

> 16,000
Beneficiaries reached
Across four CSR pillars

Our CSR focuses on four pillars

Community

Support programmes that address local community needs

Community kitchen at low cost flats/PPR, to support income-generating opportunities

Education

Learning support for the underserved communities

Food basket to encourage consistent attendance at five Orang Asli schools

Environment

Projects that strengthen environmental stewardship

215kg of waste collected at Pantai Morib

Arts, culture & heritage

Initiatives that preserve and promote shared heritage

Hosting events that celebrate and promote Penang's rich cultural heritage and environmental legacy

AGENDA

1H2026 Financial Highlights

Segment Revenue and Profit Composition

Overview of 1H2026 Financial Results

Performance Review by Business Segments

Contracted Capital and Other Commitments

Dividend

Sustainability

Prospects, Key Priorities and Key Business Updates

Grains & Agribusiness

Prospects

- The segment continues to **operate in a challenging environment**, with geopolitical uncertainties, global trade developments and weather-related disruptions contributing to grain price volatility. **Logistics, energy and other input costs** are expected to remain **key cost pressures** in the second half.
- We will continue to **strengthen our grain procurement** strategy through diversified sourcing, prudent inventory management and close monitoring of global grain markets. The stronger Malaysian Ringgit has provided some relief to grain import costs, although margin volatility remains.
- We will remain focused on **maintaining consistent product quality, operational efficiency and value-added technical services** to strengthen customer relationships, supporting volume growth and sustaining revenue.
- Despite the challenging operating environment, we remain cautiously optimistic of delivering a **satisfactory performance** for the second half of 2026.

Key Priorities

- Continue investing in plant modernisation and automation to enhance product quality and operational efficiency.
- Retain the customer base and grow market share through competitive pricing with consistent and reliable product quality.

Grains & Agribusiness

Key business updates

- Completed additional steel silos and outload stations for maize at Pulau Indah at a cost of RM32.4 million in 1Q2026, increasing storage capacity and enhancing distribution efficiency.

- Replacement of 4 steel silos at Pulau Indah, at an estimated cost of RM1.3 million, is expected to be completed in 3Q2026.

Consumer Products

Prospects

- The segment will **continue to expand its product portfolio and introduce new offerings** through strategic portfolio initiatives, responding to evolving consumer spending patterns and growing demand for value-oriented products, while further strengthening its market presence.
- Despite continued pressures from rising operating costs, intense competition and margin compression, the Group expects the segment to deliver **satisfactory performance** by leveraging its well-established distribution network and logistics capabilities.

Key Priorities

- Explore and identify **new agencies/brands** to drive profitability.
- Develop **new product formats and flavour variants** that appeal to changing preferences and trends of existing and new consumers
- Further **expand distribution network and customer base**.

Key Business Updates

- Consumer Products Division expanded its portfolio to include the new condiment, pasta and pet food ranges.

Consumer Products

New Products

Arawana Brand seasoning soy sauce and sesame oil

Massimo Sprouted Rye Sourdough with Citrus loaf

New V-Soy Multi-Nuts 300ml flavour

Meizan pasta and noodles

Play n' Bond wet and dry pet food under the VACATION series

Revamped packaging design for V-Soy's range of products

Film Exhibition & Distribution

Prospects

- Cautiously optimistic on the segment's prospects, supported by **positive momentum from the summer blockbuster season** and a **stronger pipeline of Hollywood and local film releases scheduled for 2H 2026**.

Key Priorities and Key business updates

- Continue to **enhance cinema offerings and customer experience**, **optimise screening strategies**, and **diversify non-ticket revenue streams**:
  - **Drive admissions and concession sales** with value-added and attractive promotions through rewards membership. The GSC member rewards base has expanded by 0.5 million to 5.9 million for the first 6 months of the year.
  - Work with top producers and directors **to co-produce local movies of different genres** to reduce dependency on Hollywood content. Among the co-productions released in 1H 2026 were Liang Popo vs Ah Beng, The Furious and Khadam, while the co-productions slated for screening in 2H2026 include Chelot and Takluk 2.
  - **Renovate and refresh our key existing sites**, expand popular USPs like IMAX.
- **Disciplined cost management measures via automation and streamlining of processes** will remain our key priorities.

2H2026 MOVIE LINE-UP

MINIONS & MONSTERS

THE ODYSSEY



SPIDER-MAN: BRAND NEW DAY

JANA NAYAGAN

KING FU SOCCER

CHELOT



INSIDIOUS OUT OF THE FURTHER

THE END OF OAK STREET



HOPE



TERBANG

AVENGERS:ENDGAME (RE-RELEASE)

RESIDENT EVIL

LOCAL MOVIES TO BE CONFIRMED

HIGH COUNCIL

KUDRAT 1968

JAILER 2

DIGGER

STREET FIGHTER

GODZILLA MINUS ZERO

CAT IN THE HAT

TAKLUK 2: OP DAULAT

THE HUNGER GAMES: SUNRISE ON THE REAPING

DUNE: PART THREE

ANGRY BIRD 3

AVENGERS: DOOMSDAY

JUMANJI: OPEN WORLD

JUL	AUG	SEP	OCT	NOV	DEC

Property Segment

Prospects

- The **Lumina Bedong Township development Phase 1A (125 units)** is progressing as planned, with **stable sales momentum**.
- The investment property sub-segment continues to record **stable occupancy and footfall** across all its malls.

Key Priorities

- Release of **Lumina Bedong Phase 1B (96 units)** for sale.
- **Strategic asset enhancement initiatives and upgrading works** will remain as key priorities.
  - Implementation of **Phase 2 Asset Enhancement Initiatives (AEI2) at Cheras LeisureMall** totaling RM3.5 million is currently at the planning stage.

Property Segment

Key Business Updates

Lumina Bedong

- Phase 1A (125 units) - 70% completion. Target completion date: 1Q 2027.
- New tenant, Econsave will be opening in October 2026 at our investment property near Lumina Bedong.

Other Operations

Wilmar will continue to contribute substantially to the overall profitability of the Group.

Disclaimer

Information in this presentation may contain projections and forward looking statements that reflect the Company's current views with respect to future events and financial performance. These views are based on current assumptions which are subject to various risks and which may change over time. No assurance can be given that future events will occur, that projections will be achieved, or that the Company's assumptions are correct. Actual results may differ materially from those projected.

This presentation does not constitute or form part of any opinion on any advice to sell, or any solicitation of any offer to purchase or subscribe for, any shares nor shall it or any part of it nor the fact of its presentation form the basis of, or be relied upon in connection with, any contract or investment decision.

For further information, please visit www.ppbgroup.com or contact:

Investor Relations
General line: +603 2026 0088
Email: corporateaffairs@ppb.com.my

Thank you